

(19)



Europäisches Patentamt  
European Patent Office  
Office européen des brevets



(11)

**EP 0 579 655 B1**

(12)

**EUROPEAN PATENT SPECIFICATION**

(45) Date of publication and mention of the grant of the patent:

**05.03.1997 Bulletin 1997/10**

(21) Application number: **92907791.5**

(22) Date of filing: **08.04.1992**

(51) Int Cl.6: **H04Q 7/20, H04B 7/26**

(86) International application number:  
**PCT/SE92/00227**

(87) International publication number:  
**WO 92/19078 (29.10.1992 Gazette 1992/27)**

**(54) METHOD IN MOBILE TELEPHONE SYSTEMS IN WHICH A SUBSCRIBER IDENTITY MODULE (SIM) IS ALLOCATED AT LEAST TWO IDENTITIES WHICH ARE SELECTIVELY ACTIVATED BY THE USER**

VERFAHREN IN MOBILTELEFONSYSTEMEN, IN WELCHEM EINEM TEILNEHMERKENNUNGSMODUL MINDENSTENS ZWEI KENNUNGEN ZUGETEILT SIND, DIE WAHLWEISE DURCH DEN TEILNEHMER AKTIVIERT WERDEN

PROCEDE POUR SYSTEMES TELEPHONIQUES MOBILES DANS LEQUEL AU MOINS DEUX IDENTITES ACTIVEES SELECTIVEMENT PAR L'UTILISATEUR SONT AFFECTEES A UN MODULE D'IDENTITE D'ABONNE (SIM)

(84) Designated Contracting States:  
**AT BE CH DE DK ES FR GB GR IT LI LU MC NL SE**

(30) Priority: **12.04.1991 SE 9101105**

(43) Date of publication of application:  
**26.01.1994 Bulletin 1994/04**

(73) Proprietor: **COMVIK GSM AB**  
**S-126 23 Hägersten (SE)**

(72) Inventor: **JULIN, Tomas**  
**S-184 61 Akersberga (SE)**

(74) Representative: **Henningsson, Gunnar et al**  
**AWAPATENT AB,**  
**Box 45086**  
**104 30 Stockholm (SE)**

(56) References cited:  
**EP-A- 378 450**                      **DE-B- 2 147 638**  
**US-A- 3 581 019**                  **US-A- 4 399 330**  
**US-A- 4 737 928**                  **US-A- 4 868 846**

**EP 0 579 655 B1**

Note: Within nine months from the publication of the mention of the grant of the European patent, any person may give notice to the European Patent Office of opposition to the European patent granted. Notice of opposition shall be filed in a written reasoned statement. It shall not be deemed to have been filed until the opposition fee has been paid. (Art. 99(1) European Patent Convention).

**Description**Field of the Invention

The present invention relates to telephone systems, preferably mobile telephone systems, in which the subscriber units, preferably mobile units or stations, are controlled by a subscriber identity module. More specifically, the invention concerns a method in such a telephone system, wherein the subscriber identity module is utilised in a new way, as well as a subscriber identity module especially suited for use in connection with the method.

The invention is advantageously applied to a telephone system of the GSM type (Global System for Mobile Communication). Although the invention is by no means restricted to such an application, it will be described hereinafter with reference to a system of this type.

Background of the Invention

GSM is a uniform, intelligent digital mobile telephone system which is not geographically confined to a single country. A subscriber may use any subscriber unit (Mobile Station - MS) by controlling it with the aid of a subscriber identity module (SIM), which may be an active card or a plug-in unit inserted in the subscriber unit and producing the subscriber's identity (IMSI) which is allocated to a directory number (Mobile Station International ISDN number - MSISDN). Information on IMSI and MSISDN is stored, together with other information relating to the subscriber, in a home database (Home Location Register - HLR) with the operator of the network including the subscriber. The system comprises visitor databases (Visitor Location Register - VLR) and switches (Mobile Services Switching Centre - MSC). Information on an activated subscriber unit MS is temporarily stored in the VLR pertaining to the area of location of the subscriber unit MS.

Since the above concepts, as well as the design and operation of the system as a whole, are subjected to extensive standardisation, no detailed description seems required here.

Systems of the above type are widely used for service calls, but also to some extent for private calls. Distributing the costs for service and private calls usually cause problems or involves extra work.

One and the same subscription can also be used by different people, e.g. within one and the same company. Also in this case, distributing the costs among the different people concerned may cause problems or involve extra work.

Object of the Invention

The object of the present invention is to eliminate the above inconveniences and also in other respects en-

able a more flexible use of subscriptions and subscriber identity modules.

Summary of the Invention

This object is achieved by a method and a subscriber identity module having the distinctive features recited in the appended claims.

The invention is thus based on the insight that a subscriber identity module can be allocated at least two different identities which are selectively activable by the user. As will be appreciated, there may be two identities, e.g. a service identity and a private identity, which belong to the same user, which seems to be the currently preferred case. However, different identities might also be used, which correspond to several potential users of the subscriber identity module.

Preferably, only one identity can be activated at a time, i.e. a change of identity means that the previously activated identity must first be deactivated before the new identity can be regarded as activated. The associated home database is suitably made to store information on which identity is activated, so that calls can be set up, cost information stored and so forth in a correct way.

The subscriber identity module can be so designed that the selective identity activation, i.e. the selection of identity function in the subscriber identity module, can be carried out with the aid of keys or the like provided on the subscriber unit, or with the aid of special means provided on the subscriber identity module, e.g. so-called touch contacts when the module is an active card. The activation may then, for instance, take place in connection with the input of a so-called PIN code. In that case, each identity can be allocated a special code. This means that a number of different users (corresponding to the number of different identities) can share the subscriber identity module employed. It is also possible to have a user's PIN code supplemented with code elements for selecting the desired identity (for instance, service or private).

In a preferred embodiment of the subscriber identity module according to the invention, the module is an active card designed to be inserted in the subscriber unit in two different positions, preferably with one or the other end first, each position corresponding to an allocated identity. This enables an embodiment in which each identity function is clearly marked on the card, which thus becomes easy to handle. A change of identity is performed simply by taking out the card and then again inserting it, now in the other position, e.g. when switching from a service call to a private call, or vice versa.

It will be appreciated that the subscriber identity module according to the invention may be provided with specially programmed circuits which contain either integrated identity functions or separate, 'parallel' identity functions. With an active card having two different positions, the latter design is readily achieved by the provi-

sion of a first circuit at one end of the card and a second circuit at the other end of the card, all in compliance with current standards for such cards in respect of the positioning of the contact means, and so forth. Thus, one side of the card is able to identify one identity, while the other side identifies the other identity.

As to the allocation of directory numbers in a home database, there are different alternatives in accordance with the invention.

In a first alternative, the different identities of the subscriber identity module are allocated to one and same directory number. The home database is designed to set up calls against and register cost information etc. for the current combination of directory number and identity. For properly performing this, the home database should be informed of which identity is activated. This can be done in that only one identity can be activated at a time, so that when a 'new' identity is activated, the preceding identity is always deactivated and the home database informed thereof. Such deactivation may, for instance, be performed by using a function of the type 'Cancel IMSI', which is employed in GSM-type systems. Such deactivation means that information on this identity is cancelled from the visitor database employed, and that the home database is always informed when the identity is again activated.

An incoming call is set up against the activated identity, controlled by the information in the home database.

If there is no information on the activated identity, an incoming call can first be set up against a selected identity among the possible identities. If the selected identity is found to be non-activated, the call can be transferred so as to be set up against the next possible identity etc., in accordance with the information in the home database.

It should be observed that a network operator can modify the function of his home database without coming into conflict with the standard of e.g. a system of GSM type.

In a second alternative, the different identities of the subscriber identity module are each allocated to a unique directory number. Of these directory numbers, one particular number is the subscriber's external telephone number, while the other number(s) is (are) only used in the home database and may be unknown to the subscriber and to the public. It is convenient also in this case that only one identity can be activated at a time and that the home database is informed thereof, e.g. as in the first alternative.

When there is an outgoing call, the selected and activated identity is used together with the allocated directory number in conventional manner.

Incoming calls are always set up against the identity allocated to the special directory number, provided that this identity is activated. If not, the call can be transferred to the subscriber's next directory number with associated identity. It will be appreciated that this transfer can be performed directly, without the call being set up

against the first-mentioned identity, if the home database knows which identity is activated.

For call transfer, use may, according to the invention, advantageously be made of a function of the type 'Call Forwarding Unconditional' (CFU), which is a well-known standard function adapted to be controlled by the subscriber. By adding a corresponding function, controlled by the network operator, to the home database, one or more of the subscriber's directory numbers can be supplemented for direct transfer in the event of the associated identity being non-activated and provided that the subscriber has not himself made any arrangements for other direct call transfer.

In a third alternative, which is a further development of the second alternative, two of the subscriber's directory numbers are external telephone numbers, of which one suitably is a service number and the other is a private number. Informing of the activated identity and the direct call transfer can be performed as in the second alternative.

Thus, it will be appreciated that the present invention provides several different options for a subscriber as to different identities and amounts of external telephone numbers, while using a single subscriber identity module.

The invention will be illustrated in more detail below with the aid of non-restricting embodiments, reference being made to the accompanying drawings.

### Brief Description of the Drawings

Fig. 1 is a highly schematic diagram illustrating an embodiment of the invention,

Fig. 2, which is a diagram similar to that of Fig. 1, illustrates another embodiment of the invention.

Fig. 3 is a highly schematic diagram illustrating the information flow occurring when an identity is activated and deactivated in accordance with an embodiment of the invention,

Fig. 4 illustrates a supplementary addition to a home data base in accordance with an embodiment of the invention,

Fig. 5 is a flow chart illustrating a mode of using a 'Call Forwarding Unconditional' function in accordance with the invention, and

Fig. 6 is a schematic top plan view of an active card modified for use as a subscriber identity module in accordance with an embodiment of the invention.

### Description of the Preferred Embodiments

Fig. 1 schematically illustrates how an embodiment of the invention can be implemented in a mobile telephone system of the GSM type. The home database HLR and the visitor database VLR communicate with one another, as indicated by the arrows 1 and 3. The visitor database VLR is in wireless communication with the mobile station MS, which is controlled by a SIM card

which is activable to give the identity IMSI 1 or the identity IMSI 2. The directory number MSISDN corresponds to these identities. Information on MSISDN and the linkage to the two identities IMSI 1 and IMSI 2 are stored in the home database HLR.

When IMSI 1 or IMSI 2 is activated by means of the SIM card in the mobile station MS, information thereon is signalled to the home database HLR, which transmits information on the current combination MSISDN-IMSI 1, or MSISDN-IMSI 2, to VLR in customary manner. Then, the call is set up in the usual way in consideration of the selected combination.

Fig. 2 schematically illustrates another embodiment of the invention, in which each identity IMSI 1 and IMSI 2 is allocated to a directory number MSISDN 1 and MSISDN 2, respectively, which both are external telephone numbers. For the activated combination MSISDN-IMSI, the call is set up etc. in customary manner.

Fig. 3 illustrates the essential steps in the information flow that may be used for ensuring that the home database HLR is informed of which of the identities IMSI 1 and IMSI 2 is activated.

In the initial position (at the top), IMSI 1 is assumed to have been activated by the insertion of the SIM card with one end first into the mobile station. Now, the user pulls out the card and inserts it again with the other end first in order to activate IMSI 2. Then, IMSI 2 is signalled to the visitor database VLR which, noting that the IMSI is a non-registered one, transmits updating signals to the home database HLR, which stores information on IMSI 2 being activated, and deactivates IMSI 1 by emitting a signal 'Cancel ISMI 1'. Thus, the temporary activation of IMSI 1 is cancelled from the current visitor database VLR that belongs to the area of location of the mobile station MS. Thereafter, data on IMSI 2 is transmitted to the visitor database. The call can now be set up by using the combination MSISDN 2-IMSI 2. When the user once again turns the SIM card, i.e. changes identities, a corresponding activation of IMSI 1 and a corresponding deactivation of IMSI 2 take place.

When there is an incoming call to the directory number whose identity is not activated, the call is transferred directly to the other directory number by using 'Call Forwarding Unconditional'. To this end, the home database is extended with one field for each directory number, as illustrated in Fig. 4. The added field is the one at the very bottom. For MSISDN 1 is here entered: call transfer to MSISDN 2, and vice versa. The call transfer in accordance with these added fields takes place on condition that the user has not himself initiated any transfer of this kind, which in that case would appear from the field immediately above.

The entry of the additional fields of the home database is conveniently carried out simultaneously with the signalling sequence according to Fig. 3. The entry is exemplified in the flow chart of Fig. 5.

Thus, the 'Call Forwarding Unconditional' can be implemented only if the subscriber has not himself re-

quested such call transfer to another number. In other words, the subscriber may still use this subscriber service as usual. If he does not, the home database HLR will transfer an incoming call from the non-activated combination MSISDN-IMSI to the combination as last activated and registered.

Thus, it will be appreciated that the subscriber has several different options: one or two external telephone numbers; automatic transfer of service calls to the -private number, and vice versa; or other personally-controlled call transfer.

Fig. 6 schematically illustrates an activated card that has been modified in accordance with the invention so as to provide two identity functions. At one end, the card 11 is equipped in conventional manner with a circuit so as to provide a first identity function when inserted into a mobile station, as indicated by the arrow 15. The illustrated side of the card may be a service side and have a suitable and clear marking to this effect.

The other side of the card is the private side. For this purpose, a second, completely separate circuit 17 is provided at the other end of the card and on the private side, in accordance with current standards for the arrangement of circuits and contacts. When the private side is to be used, the card is inserted with said other end first, as indicated by the arrow 19 on the private side. This side may also have a suitable and clear identity marking.

## Claims

1. Method in telephone systems, preferably mobile telephone systems, especially of the GSM type, in which subscriber units (MS) are controlled by a subscriber identity module (SIM), **characterised** in that the subscriber identity module (SIM) is allocated at least two identities (IMSI 1, IMSI 2) which are selectively usable, the user selectively activating the desired identity when using a subscriber unit (MS).
2. The method of claim 1, in which the subscriber identity module (SIM) is of the active-card type, **characterised** in that use is made of a subscriber identity module (SIM) which has double identity functions and is so designed that one identity (IMSI 1) is utilised when the module (SIM) is inserted in the subscriber unit (MS) in a first position, especially with one end first, and that the other identity (IMSI 2) is utilised when the module (SIM) is inserted in the subscriber unit (MS) in a second position, especially with the other end first.
3. The method of claim 1, **characterised** in that use is made of a subscriber identity module (SIM) which has at least two identity functions, the desired identity being selectively activated with the aid of the keys of the subscriber unit (MS) or with the aid of

activating means provided on the subscriber identity module.

4. The method of claim 3, **characterised** in that the desired identity is activated in connection with the input of a PIN code.
5. The method of any one of the preceding claims, **characterised** in that the identities (IMSI 1, IMSI 2) of the subscriber identity module (SIM) are allocated to one and the same directory number (MSISDN), an incoming call being set up against one or the other identity (IMSI 1 or IMSI 2), controlled by the subscriber's home database (HLR) in response to the selective identity activation.
6. The method of claim 5, **characterised** in that an incoming call is first set up against one identity (IMSI 1) and, if this identity is found to be non-activated, then against the other identity (IMSI 2) by call transfer.
7. The method of any one of claims 1-4, **characterised** in that the identities (IMSI 1, IMSI 2) of the subscriber identity module (SIM) are each allocated to a directory number (MSISDN 1 and MSISDN 2, respectively).
8. The method of claim 7, **characterised** in that one directory number (MSISDN 1) is the subscriber's external telephone number, an incoming call being transferred to the other directory number (MSISDN 2) when the identity (IMSI 1) allocated to the telephone number is not activated.
9. The method of claim 7, **characterised** in that the directory numbers (MSISDN 1, MSISDN 2) are external telephone numbers of the subscriber, e.g. a service telephone number and a private telephone number, an incoming call to a directory number (MSISDN 1 or MSISDN 2) whose allocated identity (IMSI 1 and IMSI 2, respectively) is not activated, being transferred to the other directory number (MSISDN 2 or MSISDN 1).
10. The method of claim 6, 8 or 9, **characterised** in that the call transfer relies on a function of the type "Call Forwarding Unconditional", provided that this function has not been used by the subscriber.
11. The method of any one of the preceding claims, **characterised** in that only one identity (IMSI 1 or IMSI 2) can be activated at a time.
12. The method of claim 11, **characterised** in that, when one identity (IMSI 1 or IMSI 2) is selectively activated, involving a change of identity, the previous identity is deactivated, controlled by the sub-

scriber's home database (HLR).

13. Subscriber identity module (SIM) for use in connection with a subscriber unit in a telephone system, preferably a mobile telephone system, especially of the GSM type, **characterised** in that it includes at least two identity functions which are selectively activatable.
14. The subscriber identity module of claim 13, **characterised** in that it is of the active-card type and is designed for insertion into the subscriber unit in two different positions, preferably relating, respectively, to one and the other end of the card, one position allowing activation of a first identity (IMSI 1) and the other position allowing activation of a second identity (IMSI 2).
15. The subscriber identity module of claim 14, **characterised** in that it is provided with two separate circuitries, of which one is allocated one identity (IMSI 1) and the other is allocated the other identity (IMSI 2).

#### Patentansprüche

1. Verfahren in Telefonsystemen, vorzugsweise bei Mobiltelefonsystemen insbesondere des GSM-Typs, bei denen Teilnehmereinheiten (MS) durch ein Teilnehmer-Kennungsmodul (SIM) gesteuert werden, **dadurch gekennzeichnet**, daß dem Teilnehmer-Kennungsmodul (SIM) zumindest zwei wahlweise verwendbare Kennungen (IMSI 1, IMSI 2) zugeteilt sind, wobei der Benutzer bei der Benutzung einer Teilnehmereinheit (MS) wahlweise die gewünschte Kennung aktiviert.
2. Verfahren nach Anspruch 1, bei dem das Teilnehmer-Kennungsmodul (SIM) vom Typ der aktiven Karte ist, **dadurch gekennzeichnet**, daß von einem Teilnehmer-Kennungsmodul (SIM) Gebrauch gemacht wird, welches zweifache Kennungsfunktionen aufweist und derart ausgebildet ist, daß eine Kennung (IMSI 1) benutzt wird, wenn das Modul (SIM) in der Teilnehmereinheit (MS) in einer ersten Lage eingesetzt wird, insbesondere mit einem Ende zuerst, und daß die andere Kennung (IMSI 2) benutzt wird, wenn das Modul (SIM) in der Teilnehmereinheit (MS) in einer zweiten Lage eingesetzt wird, insbesondere mit dem anderen Ende zuerst.
3. Verfahren nach Anspruch 1, **dadurch gekennzeichnet**, daß von einem Teilnehmer-Kennungsmodul (SIM) Gebrauch gemacht wird, welches zumindest zwei Kennungsfunktionen aufweist, wobei die gewünschte Kennung mit der Hilfe der Tasten der Teilnehmereinheit (MS) oder mit der Hilfe einer

auf dem Teilnehmer-Kennungsmodul vorgesehenen Aktivierungseinrichtung wahlweise aktiviert wird.

4. Verfahren nach Anspruch 3, **dadurch gekennzeichnet**, daß die gewünschte Kennung in Verbindung mit einem PIN-Codewort aktiviert wird.

5. Verfahren nach einem der vorstehenden Ansprüche, **dadurch gekennzeichnet**, daß die Kennungen (IMSI 1, IMSI 2) des Teilnehmer-Kennungsmoduls (SIM) ein und demselben Verzeichniseintrag (MSISDN) zugeteilt sind, wobei ein eingehender Ruf der einen oder der anderen Kennung (IMSI 1 oder IMSI 2) zugeleitet wird, gesteuert durch die Normaldatenbank (HLR) des Benutzers in Abhängigkeit von der wahlweisen Kennungsaktivierung.

6. Verfahren nach Anspruch 5, **dadurch gekennzeichnet**, daß ein eingehender Ruf zuerst einer Kennung (IMSI 1) und, falls diese Kennung als nicht-aktiviert ermittelt wird, daraufhin mittels Rufumleitung der anderen Kennung (IMSI 2) zugeleitet wird.

7. Verfahren nach einem der Ansprüche 1 bis 4, **dadurch gekennzeichnet**, daß jede der Kennungen (IMSI 1, IMSI 2) der Teilnehmer-Kennungsmodule (SIM) einem Verzeichniseintrag (jeweils MSISDN 1 und MSISDN 2) zugewiesen sind.

8. Verfahren nach Anspruch 7, **dadurch gekennzeichnet**, daß ein Verzeichniseintrag (MSISDN 1) die externe Telefonnummer des Benutzers ist, wobei ein eingehender Ruf an den anderen Verzeichniseintrag (MSISDN 2) umgeleitet wird, wenn die der Telefonnummer zugewiesene Kennung (IMSI 1) nicht aktiviert ist.

9. Verfahren nach Anspruch 7, **dadurch gekennzeichnet**, daß die Verzeichniseinträge (MSISDN 1, MSISDN 2) externe Telefonnummern des Benutzers sind, beispielsweise eine dienstliche Telefonnummer und eine private Telefonnummer, wobei ein für einen Verzeichniseintrag (MSISDN 1 oder MSISDN 2), dessen zugewiesene Kennung (jeweils IMSI 1 und IMSI 2) nicht aktiviert ist, eingehender Ruf an den anderen Verzeichniseintrag (MSISDN 2 oder MSISDN 1) umgeleitet wird.

10. Verfahren nach Anspruch 6, 8, oder 9, **dadurch gekennzeichnet**, daß die Rufumleitung auf eine Funktion "Unbedingte Anrufweiterleitung" baut, vorausgesetzt, daß diese Funktion nicht durch den Teilnehmer verwendet wurde.

11. Verfahren nach einem der vorstehenden Ansprüche, **dadurch gekennzeichnet**, daß zu einer Zeit

nur eine Kennung (IMSI 1 oder IMSI 2) aktiviert sein kann.

12. Verfahren nach Anspruch 11, **dadurch gekennzeichnet**, daß, gesteuert durch die Normaldatenbank (HLR) des Benutzers, im Falle des wahlweisen Aktivierens einer Kennung (IMSI 1 oder IMSI 2) bei gleichzeitiger Kennungsänderung die frühere Kennung deaktiviert wird.

13. Teilnehmer-Kennungsmodul (SIM) zur Verwendung in Verbindung mit einer Teilnehmereinheit in einem Telefonsystem, vorzugsweise einem Mobiltelefonsystem insbesondere des GSM-Typs, **dadurch gekennzeichnet**, daß dieses zumindest zwei wahlweise aktivierbare Kennungsfunktionen aufweist.

14. Teilnehmer-Kennungsmodul nach Anspruch 13, **dadurch gekennzeichnet**, daß dieses vom Typ der aktiven Karte ist, und zum Einsetzen in die Teilnehmereinheit in zwei verschiedenen, vorzugsweise jeweils dem einen und dem anderen Ende der Karte entsprechenden Lagen ausgebildet ist, wobei eine Lage die Aktivierung einer ersten Kennung (IMSI 1) und die andere Lage die Aktivierung einer zweiten Kennung (IMSI 2) erlauben.

15. Teilnehmer-Kennungsmodul nach Anspruch 14, **dadurch gekennzeichnet**, daß zwei getrennte Schaltkreise vorgesehen sind, von denen einer der einen Kennung (IMSI 1) und der andere der anderen Kennung (IMSI 2) zugeteilt ist.

## Revendications

1. Procédé pour systèmes téléphoniques, de préférence pour systèmes téléphoniques mobiles, en particulier du type GSM, dans lequel les terminaux d'abonnés (MS) sont contrôlés par un module d'identité d'abonné (SIM), caractérisé en ce qu'il est affecté au moins deux identités (IMSI 1, IMSI 2) au module d'identité d'abonné (SIM), utilisables de façon sélective, l'utilisateur activant de façon sélective l'identité désirée lorsqu'il utilise un terminal d'abonné (MS).

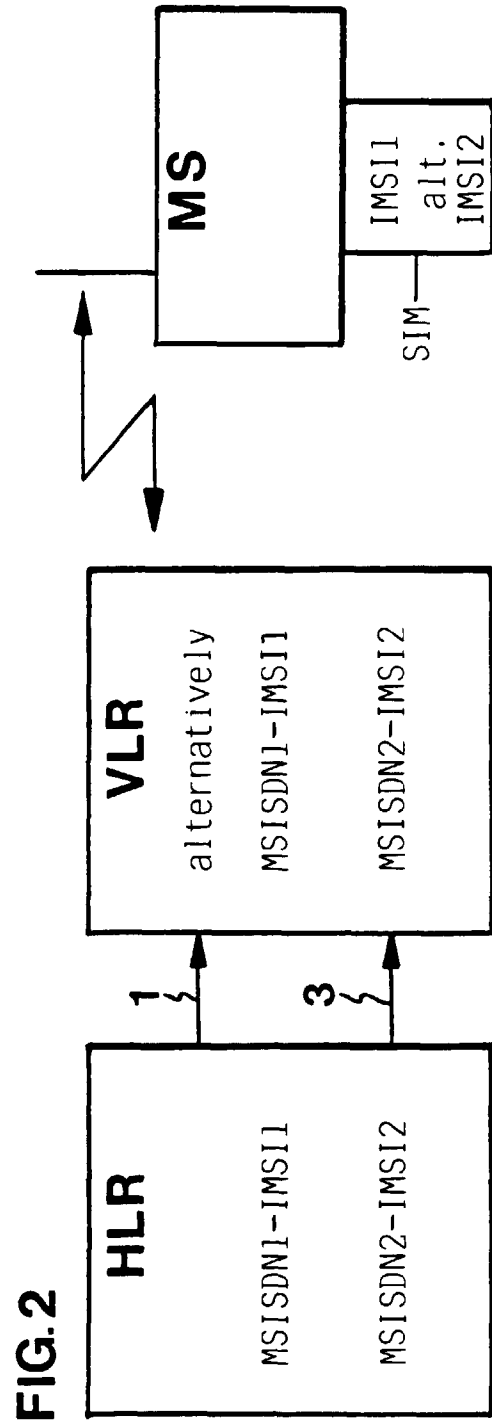
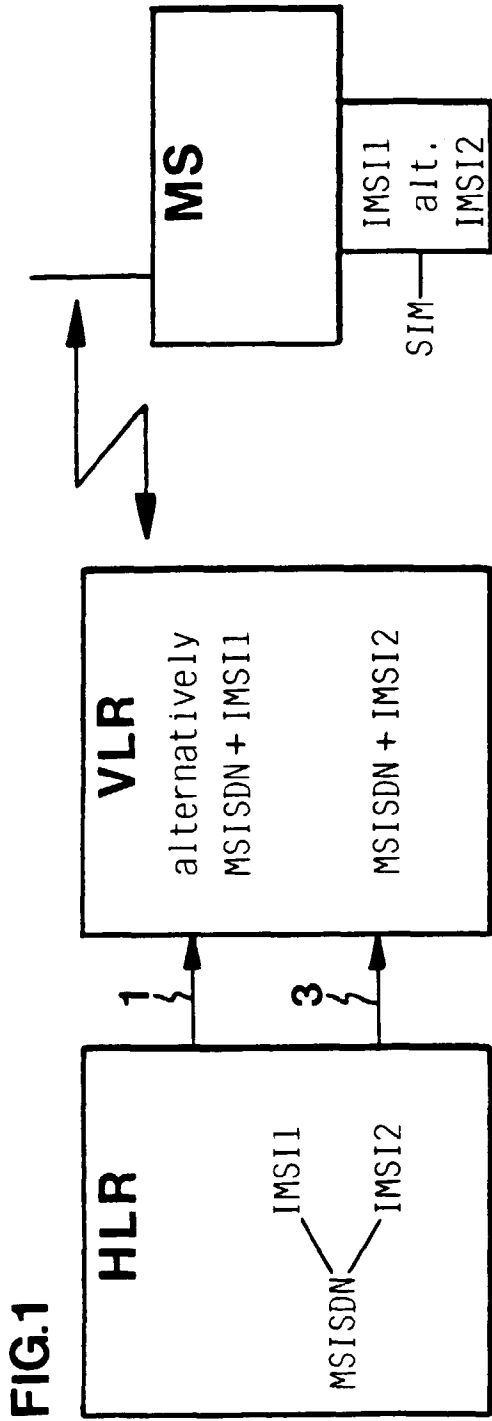
2. Procédé selon la revendication 1, dans lequel le module d'identité d'abonné (SIM) est du type à carte active, caractérisé en ce qu'il est fait usage d'un module d'identité d'abonné (SIM) qui possède des fonctions de double identité et qui est conçu de façon à ce qu'une identité (IMSI 1) soit utilisée lorsque le module (SIM) est introduit dans le terminal d'abonné (MS) selon une première position, en particulier avec une extrémité introduite en premier, et à ce que l'autre identité (IMSI 2) soit utilisée lorsque

le module (SIM) est introduit dans le terminal d'abonné (MS) selon une seconde position, en particulier avec l'autre extrémité introduite en premier.

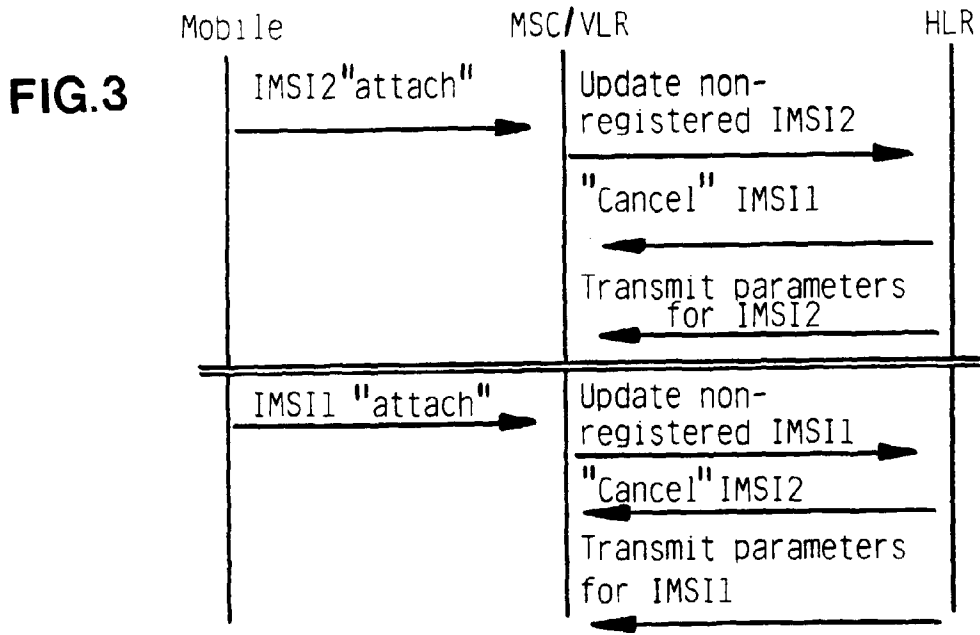
3. Procédé selon la revendication 1, caractérisé en ce qu'il est fait usage d'un module d'identité d'abonné (SIM) qui comporte au moins deux fonctions d'identité, l'identité désirée étant activée de façon sélective à l'aide des touches du terminal d'abonné (MS) ou à l'aide d'un moyen d'activation prévu sur le module d'identité d'abonné.
4. Procédé selon la revendication 3, caractérisé en ce que l'identité désirée est activée relativement à l'entrée d'un code PIN.
5. Procédé selon l'une quelconque des revendications précédentes, caractérisé en ce que les identités (IMSI 1, IMSI 2) du module d'identité d'abonné (SIM) sont affectées à un et un seul numéro d'appel (MSISDN), un appel entrant étant établi sur l'une ou l'autre des identités (IMSI 1 ou IMSI 2), sous contrôle de la base de données personnelle de l'abonné (HLR), en réponse à l'activation de l'identité sélective.
6. Procédé selon la revendication 5, caractérisé en ce qu'un appel entrant est d'abord établi sur une identité (IMSI 1) et, s'il est découvert que cette identité n'est pas activée, sur l'autre identité (IMSI 2), par transfert d'appel.
7. Procédé selon l'une quelconque des revendications 1-4, caractérisé en ce que les identités (IMSI 1, IMSI 2) du module d'identité d'abonné (SIM) sont respectivement affectées chacune à un numéro d'appel (MSISDN 1 et MSISDN 2).
8. Procédé selon la revendication 7, caractérisé en ce qu'un numéro d'appel (MSISDN 1) est le numéro de téléphone externe de l'abonné, un appel entrant étant transféré à l'autre numéro d'appel (MSISDN 2) lorsque l'identité (IMSI 1) affectée au numéro de téléphone n'est pas activée.
9. Procédé selon la revendication 7, caractérisé en ce que les numéros d'appel (MSISDN 1, MSISDN 2) sont des numéros de téléphone externes de l'abonné, par exemple un numéro de téléphone professionnel et un numéro de téléphone privé, un appel entrant vers un numéro d'appel (MSISDN 1 ou MSISDN 2) dont l'identité affectée (respectivement IMSI 1 et IMSI 2) n'est pas activée étant transféré sur l'autre numéro d'appel (MSISDN 2 ou MSISDN 1).
10. Procédé selon la revendication 6, 8 ou 9, caractérisé en ce que le transfert d'appel dépend d'une

fonction du type 'Acheminement d'Appel Inconditionnel', à condition que cette fonction n'ait pas été utilisée par l'abonné.

- 5 11. Procédé selon l'une quelconque des revendications précédentes, caractérisé en ce qu'une seule identité (IMSI 1 ou IMSI 2) peut être activée à la fois.
- 10 12. Procédé selon la revendication 11, caractérisé en ce que, lorsqu'une identité (IMSI 1 ou IMSI 2) est activée de façon sélective, ce qui entraîne un changement d'identité, l'identité précédente est désactivée, sous contrôle de la base de données personnelle de l'abonné (HLR).
- 15 13. Module d'identité d'abonné (SIM) destiné à être utilisé en relation avec un terminal d'abonné d'un système téléphonique, de préférence un système téléphonique mobile, en particulier du type GSM, caractérisé en ce qu'il comporte au moins deux fonctions d'identité qui peuvent être activées de façon sélective.
- 20 14. Module d'identité d'abonné selon la revendication 13, caractérisé en ce qu'il est du type à carte active et qu'il est conçu pour être introduit dans le terminal d'abonné selon deux positions différentes, concernant de préférence respectivement, une extrémité et l'autre de la carte, une position permettant l'activation d'une première identité (IMSI 1) et l'autre position permettant l'activation d'une seconde identité (IMSI 2).
- 25 15. Module d'identité d'abonné selon la revendication 14, caractérisé en ce qu'il est pourvu de deux circuits séparés, l'un d'entre eux étant affecté à une identité (IMSI 1) et l'autre étant affecté à l'autre identité (IMSI 2).
- 30
- 35
- 40
- 45
- 50
- 55







**FIG.4**

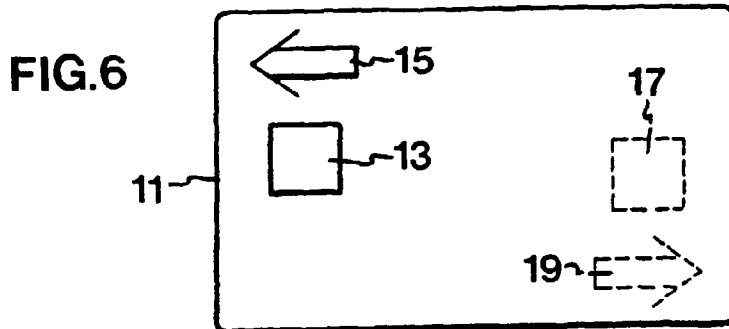
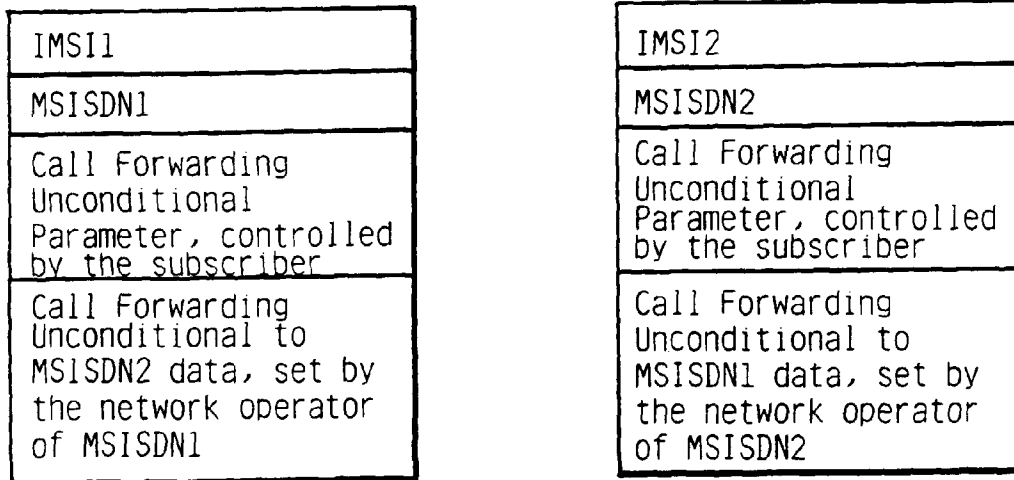


FIG.5

